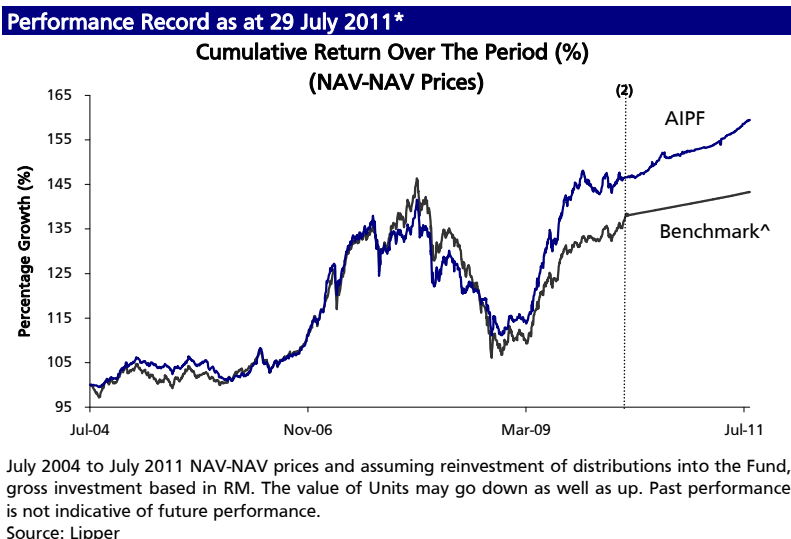


Fund Information as at 29 July 2011	
Fund Category (Lipper)	: Bond
Fund Type	: Income
Benchmark⁽¹⁾	: 12-month Maybank General Investment Account (GIA) rate
Launch Date / IOP	: 28 June 2004 / RM0.50
Maturity Date	: N/A
Financial Year End	: 31 August
Current NAV per Unit	: RM0.5600
Fund Size	: RM93.03 million
Initial Sales Charge	: Max 2.00% of the NAV per Unit
Subscription	: Cash
Annual Management Fee	: 1.00% p.a
Minimum Investment	: RM1,000
Minimum Subsequent Investment	: RM100
Repurchase Charge	: Nil
Gross Income Distribution (sen)⁽¹⁾	: 2006 - 2.00 2010 - 4.00 2007 - 4.00 2008 - 4.00 2009 - 2.00
Portfolio Yield*	: 4.64%
Portfolio Duration*	: 5.35 years



Performance Table as at 29 July 2011*

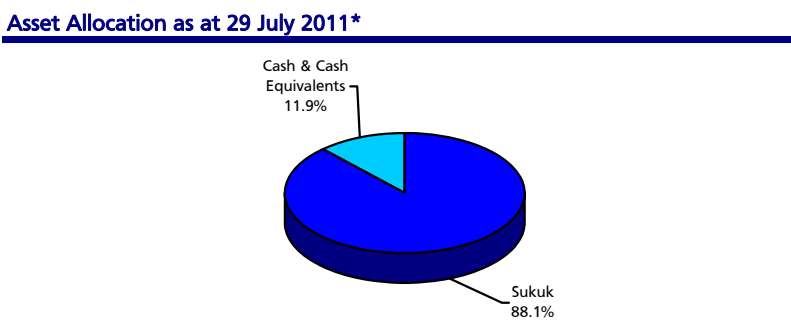
	1 Month	3 Month	Year to Date	1 Year	3 Year	Since Inception
Fund (%)	0.85	2.34	4.34	6.53	29.67	59.48
Benchmark (%) [^]	0.27	0.78	1.72	2.93	12.95	43.32

Source : Lipper

Historical NAV as at 29 July 2011

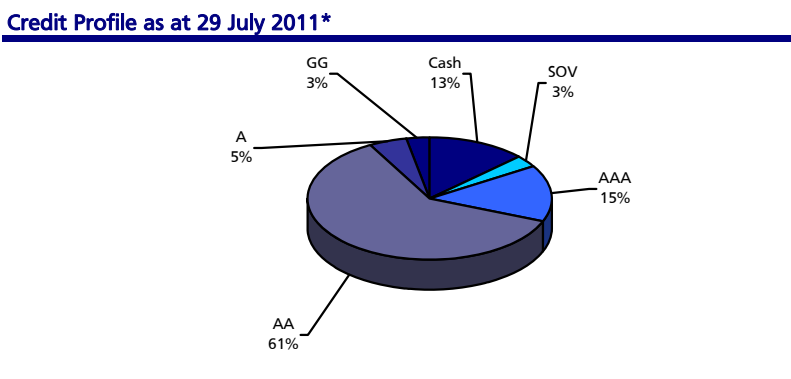
	1 Month	12 Months	Since Inception
Highest (RM)	0.5600	0.5728	0.6280
Lowest (RM)	0.5534	0.5356	0.4350

Source: Bloomberg as at 29 July 2011



Top 10 Holdings (Sukuk) as at 29 July 2011*

No	Coupon (%)	Sukuk	Maturity Date
1	4.75%	National Bank of Abu Dhabi	29.06.15
2	6.37%	Konsortium Lebu Raya	28.10.21
3	6.68%	Malakoff Corporation Bhd	29.04.22
4	6.10%	Binariang GSM Sdn Bhd	28.12.17
5	4.68%	Malaysia Airports Capital Bhd	16.12.22
6	4.05%	Aeon Credit Service Bhd	20.09.13
7	5.12%	Besraya Malaysia Sdn Bhd	28.07.25
8	5.90%	Binariang GSM Sdn Bhd	28.12.16
9	9.00%	Malakoff Corporation Bhd	28.04.17
10	7.35%	Jimah Energy Ventures	12.11.13



* The data provided above are that of the Fund and are a percentage of NAV as at 29 July 2011 . All figures are subject to frequent changes on a daily basis.
⁽¹⁾ Where a distribution is declared, investors are advised that following the issue of additional Units/distribution, the NAV per Unit will be reduced from cum-distribution NAV to ex-distribution NAV.
⁽²⁾ As at 15 April 2010, the Benchmark was replaced by the 12-month Maybank General Investment Account (GIA) rate as the Fund assumed its new mandate.
 This document is prepared by HwangDBS Investment Management Berhad (429786-T). It is not intended to be an offer invitation to subscribe or purchase any securities. The information contained herein has been obtained from sources believed in good faith to be reliable, however, no guarantee is given in its accuracy or completeness. Past performance of the Fund is not indicative of its future performance and prices and distribution payable, if any, can go down as well as up. The Master Prospectus dated 8 October 2010 has been registered with the Securities Commission Malaysia, who takes no responsibility for its contents. Investors are advised to read and understand the contents of the Master Prospectus before investing. Application for Units can only be made on receipt of a form of application referred to in and accompanying the Master Prospectus. Investors should also consider the fees and charges involved. A copy of the Master Prospectus can be obtained at our office or any of the sales office located at the HwangDBS Investment Bank Berhad branches. The Fund may not be suitable for all and if in doubt, investors should seek independent advice.

