


## RHB MUDHARABAH FUND

A balanced fund that is sensitive to Shariah principles.

RHB Mudharabah Fund provides safety to investors through a balanced mix of income and capital growth investments that are Shariah based. Investors seeking a Shariah-compliant fund for their investment will enjoy peace of mind with this Fund, which is also suitable as a local core investment for portfolio building.



3 Year and 5 Year Basis  
- as at 31 July 2011



### FUND OBJECTIVE

To provide a balanced mixed of income and potential for capital growth by investing in stocks listed on the Bursa Malaysia or on any other stock exchanges, unlisted stocks and Islamic debt securities and other non-interest bearing assets acceptable under principles of Shariah. The Fund's activities shall be conducted strictly in accordance with the requirements of the Shariah principles and shall be monitored by the Shariah Committee of the Fund.

### INVESTOR PROFILE

- Want an investment that complies with the principles of Shariah;
- Want a professionally managed portfolio of Shariah compliant equities, sukuk and Islamic debt securities;
- Want to have a balanced portfolio that provides both income and capital growth; and
- Want to invest in shares but do not have the time to manage their own portfolio.

### INVESTMENT DETAILS AS AT 31 JULY 2011

Unit NAV (31 July 2011)	RM0.8350
Fund Size (31 July 2011)	RM26.73 million
Units in Circulation (31 July 2011)	32.01 million
Fund Currency	Ringgit Malaysia
Fund Inception	9 May 1996
Offer Price at Inception	RM1.00
Annual Management Fee	Up to 1.50% p.a. of NAV
Annual Trustee Fee	0.09% p.a. of NAV
Initial Charge	Up to 6.00% of the NAV per Unit
Redemption Payment Period	10 days
External Investment Manager	RHB Islamic Asset Management Sdn Bhd
Distribution Policy	Subject to availability of income at the end of the financial year
Min Initial Investment	RM1,000
Min Additional Investment	RM100
Bloomberg Ticker	RHBMDFI MK

### MARKET BRIEF

The FTSE Malaysia Emas Shariah Index (FBMS) ended in negative territory after closing the month of July 1.34% lower at 10,375.70. The overall trend was affected by the upheavals in Europe and United States as austerity measures continue to cause jittery and volatile trading patterns across the global indices. The FBMS was also not spared the rod, as most key heavyweights fell back to June's trading level on the back of volatile swings in the overall market. Early results released by companies also failed to excite the market as Tenaga's results were below expectation.

Government Islamic Securities (GII) yields closed lower in July 2011, as players responded to weak economic data and external debt concerns. For the month, 3-, 5-, 7- and 10-year GII benchmarks shed between 2-3bps MoM to 3.41%, 3.60%, 3.80% and 4.00% respectively. Meanwhile, Bank Negara's (BNM) Monetary Policy Committee (MPC) members decided to hold the Overnight Policy Rate (OPR) steady at 3.00% whilst raising banks Statutory Reserve Requirements (SRR) by another 100bps to 4.00%. In the statement accompanying the rate decision, policymakers said latest economic indicators point to a moderation in growth, whilst the short term outlook is clouded by heightened external risks.

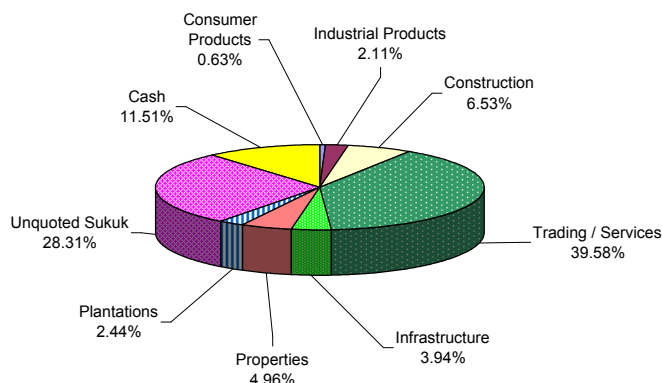
As the uncertainty over the Eurozone continues to dissipate going forward, investors were faced with the US economic situation as the latest debt-ceiling debacle continues to pile pressure on equity investors. Nonetheless, we are expecting a calmer August trading pattern but we reckon it will not be easy for the bulls to overcome the fence-sitters and the bears that have been dominating the overall market in the last two weeks. The effects of the Economic Transformation Programme could also start to slowly filter through and at the minimal, newsflow on investments and contract awards should interest investors. For the month of August, we are expecting to see a slight improvement in the overall performance.

There are no scheduled MPC meetings in August after BNM kept its OPR unchanged last month. With the uncertainty of the global economy continuing to filter through the local economy, we are expecting Malaysia's GDP to remain stable within the 4.5%-5.0% level for the remainder of the year.

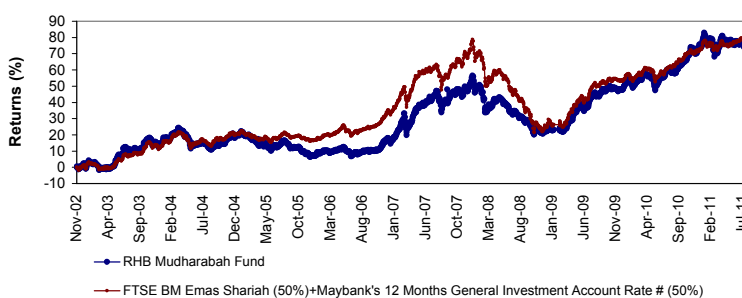
The key strategy going forward is to be nimble and continue to trade the volatile market. In times of greater volatility, there will be many opportunities for investors to take advantage of. The Fund will continue to invest in selective companies that are undervalued with strong growth potential. We maintain our equity allocation as we remain optimistic on the equity market.

On the Islamic financing instruments, the current exposure in sukuk will be maintained as it provides a steady income stream to the Fund while providing stabilizing factor against any adverse movements in the equity market.

### SECTORIAL COMPOSITION AS AT 31 JULY 2011



### NAV-NAV Prices Cumulative Return Over The Period (%)



25 November 2002 to 31 July 2011 NAV-NAV prices & assuming reinvestment of distributions for the fund, gross investment based in RM.

Source: Lipper Hindsight

#Maybank's 12 Months General Investment Account Rate (50%) is only available in Lipper Hindsight after November 2002.

The value of units may go down as well as up. Past performance is not an indication of future results.

### THE FUND PERFORMANCE TABLE AS AT 31 JULY 2011 (%)

	1 month	6 months	1 year	3 years	5 years	Since Inception
Fund	1.35	0.87	11.83	33.02	64.14	51.91
Blended Benchmark*	-0.76	1.56	9.52	19.91	44.46	N/A

\*FTSE BM Shariah (50%)+Maybank's 12 Months General Investment Account Rate (50%)

Source: Lipper Hindsight

### TOP 5 HOLDINGS AS AT 31 JULY 2011 (%)\*

2.00% WCT Engineering Bhd 26-03-2013 AA(ID)	10.15
5.16% Alam Maritim Resources Berhad 06-07-2015 AA3(ID)	7.63
Sapuracrest Petroleum Bhd	5.01
Petra Perdana Bhd	4.48
Kencana Petroleum Bhd	4.02

\* as percentage of NAV

This document has been prepared by RHB Investment Management Sdn. Bhd. It is not intended to be an offer or invitation to subscribe or purchase of securities. The information contained herein has been obtained from sources believed in good faith to be reliable, however, no guarantee is given in its accuracy or completeness. Past performance of the funds is not an indication of future performance and prices may go down as well as up and you may not get back to the original cost incurred for the investment. Investment in unit trust funds is neither a deposit nor guaranteed by us.

A copy of the Master Prospectus dated 1 July 2011 has been registered with the Securities Commission, who takes no responsibility for its contents. Investors are advised to read and understand the content of the prospectuses before investing in unit trust funds. Investors should also consider the fees and charges involved before investing in the fund. Investors should rely on their own evaluation to assess the merits and risks of the investment. In considering the investment, investors who are in doubt on the action to be taken should consult professional advice.

Based on the fund's portfolio returns as at 15 July 2011, the Volatility Factor (VF) for this fund is 8.3 and is classified as "Low" (source: Lipper). "Low" includes funds with VF that are above 3.8 but not more than 10.8 (source: Lipper). The VF means there is a possibility for the fund in generating an upside return or downside return around this VF. The Volatility Class (VC) is assigned by Lipper based on quintile ranks of VF for qualified funds. VF is subject to monthly revision and VC will be revised every six months. The fund's portfolio may have changed since this date and there is no guarantee that the fund will continue to have the same VF or VC in the future. Presently, only funds launched in the market for at least 36 months will display the VF and its VC.